

## STEINER ST420 Wheel Balancer



### Key Features

- Includes 5 ALU balancing and 2 ALU Smart programs with intelligent toggle of STD and ALS2 balance modes
- Auto start-stop with electro magnetic bracket to lock wheel at the imbalance position
- LED Light for inner wheel illumination
- Laser indicating line for easy, accurate weight placement
- Automatic tyre width measurement gauge
- German Haweka Quick Lock system for precision wheel clamping and long service life
- 40mm balance shaft to fit standard industry accessories

*Packed with features normally reserved for elite machines, the ST420 passenger and 4WD Balancer is fast, accurate, reliable and very easy to use. The automatic inputs and program selection, with the auto start/stop mean fast turnaround giving increased customer satisfaction and tyre bay productivity.*

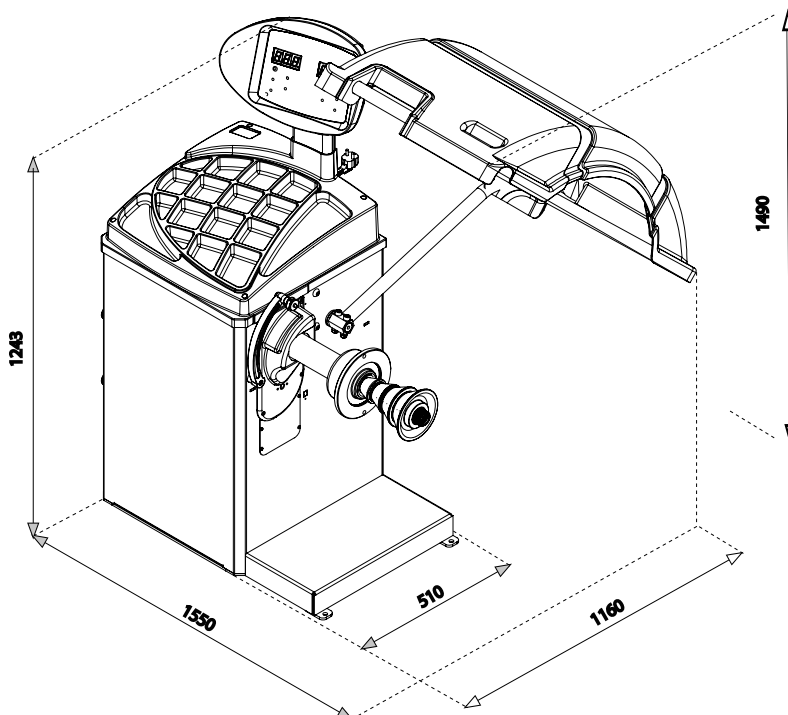
# STEINER<sup>™</sup>

**Helping you do your job the best way you can.**

# Steiner ST420 Wheel Balancer

## Specifications

- › Italian designed with Italian software for precision, long term accuracy and functionality.




## Technical Features

› Power Supply	100/230V 1ph
› Rim diameter	8" - 28"
› Rotating Speed	140rpm
› Maximum wheel diameter	1118mm
› Maximum wheel weight	70kg
› Balance period	7s
› Balance Precision	+/- 1g
› Motor Power	90w
› Noise Level	<75dB
› Second Time Mounting On Precision	<5g


## Measurements

› Dimensions	1160mm W x 1550mm L x 1490mm H
› Weight	132kg



1118mm

Maximum Wheel Diameter




1.5" - 20"

Rim Width



70kg

Max. Wheel Weight



140RPM

Rotating Speed



# STEINER™